

# Recycle and upcycle Paper

An action that helps the environment 🌍



# What is Recycling

---

The process by which we turn old materials into new products.  
It reduces waste and protects nature.



# Where Does Paper Come From

---

- Paper is made from wood (cellulose). Each ton of paper requires about 17 trees!



# Why Recycle Paper

---




We save trees



We save water and energy





We reduce waste



# What Types of Paper Can Be Recycled

---



- Newspapers 
- Notebooks
- Books
- Cardboard boxes 
- Leaflets

(Do not recycle laminated or dirty paper)

# How Can I Help

---

- Use both sides of the paper
- Throw paper in the recycling bin
- Inform friends and family




# • **Environmental Benefits**

---

- **Less deforestation**
- **Cleaner air**
- **Saving energy and water**

# Experiment – How we upcycle Paper !

I cut into small pieces the paper I took from the school's recycling bin.



I put it in a container with boiling water until it softens.  
I mash the paper into pulp.

---



I add food coloring to the pulp if I want colored paper.

---



I drain it and spread it on a sieve.  
I let it dry.

---



# The new handmade paper is ready!!!!!!

---



# Conclusions

---

Recycling paper is easy and important.

We can all contribute.

Recycling = Life for the Planet! 

